





## Club Health Assessment for District 5 SKS through November 2025

			Status	Membership					Reports					Finance	LCIF	
Club Number	Club Name	Charter Date	Times in Status Quo in Past 2 Years	Current Member Count **	YTD Members Added	YTD Members Dropped	YTD Net Growth% ***	Member Count 1 Year Ago	Dropped Members Avg.Length of Service	Months Since Membership Update	Current Officers Reported ****	Current President Repeated Term	VP Reported *****	Last Date Reported Service (mm/yyyy)	Account Balance	YTD Donations
Clubs less than two years old																
158089	White City Emerald Park District	05/31/2024	Active	22	0	0	0.00%	30		0	Y		N			
Clubs more than two years old																
43458	ALIDA & DISTRICT	02/29/1984	Active	12	0	0	0.00%	12		18	Y	3		03/2024		
3257	AVONLEA DISTRICT	02/20/1966	Active	18	0	0	0.00%	19		5	N	None		12/2023		
3258	BALCARRES AND DISTRICT	11/30/1954	Active	39	0	3	-7.14%	44	15	1	Y	2	N	04/2025		
36196	BATEMAN	11/14/1978	Active	17	0	0	0.00%	17		5	Y		IP	02/2025		
39126	BETHUNE & DISTRICT L C	12/29/1980	Active	10	1	1	0.00%	10	13	0	Y	3		07/2025		
3259	BIENFAIT	03/30/1972	Active	12	0	0	0.00%	13		0	Y	3	N	11/2025		
3261	BROADVIEW DISTRICT L C	11/02/1967	Active	17	0	2	-10.53%	20	1	0	Y		N	11/2025		
115598	BURSTALL BORDERTOWN	11/21/2011	Active	15	1	2	-6.25%	16	3	0	N		R	05/2025		
3340	BURSTALL DISTRICT L C	04/01/1965	Active	15	0	3	-16.67%	17	21	1	Y		R	01/2025		
3341	CABRI DISTRICT	01/21/1959	Active	29	0	0	0.00%	29		4	Y		N	06/2025		\$273.22
3263	CARLYLE DISTRICT L C	10/31/1963	Active	39	4	0	11.43%	35		1	Y		N	11/2025		\$108.00
Exc Award (06/30/2017, 06/30/2024)																
3264	CARNDUFF DIST	05/04/1961	Active	10	2	1	11.11%	7	6	0	Y		N	06/2025		
3265	CEYLON	10/15/1970	Active	22	0	0	0.00%	22		19	Y			03/2024		
30145	CLIMAX	01/28/1975	Active	18	0	0	0.00%	18		6	Y	4		07/2025		
3344	CRAIK DISTRICT L C	05/10/1965	Active(1)	5	0	0	0.00%	5		28	Y	6		03/2022		
3345	DODSLAND DISTRICT	11/09/1955	Active	29	0	0	0.00%	30		8	Y		R	06/2025		
3346	EATONIA	03/30/1954	Active	22	0	0	0.00%	24		5	Y		N	01/2025		
3347	ELROSE	03/26/1954	Active	39	0	0	0.00%	42		0	Y			06/2025		
146553	Elrose Lioness	06/17/2021	Active	11	0	0	0.00%	12		5	Y	4		06/2025		
3267	ESTEVAN	05/27/1957	Active	17	0	0	0.00%	17		13	Y			10/2024		
3349	ESTON	08/14/1947	Active	27	0	1	-3.57%	26	43	1	Y		R	04/2025		
57026	ESTON 95	06/12/1995	Active	41	1	2	-2.38%	44	26	0	Y		N	06/2025		
3268	FILLMORE DIST	04/05/1961	Active	11	0	0	0.00%	10		6	Y		N	09/2025		



# Club Health Assessment for District 5 SKS through November 2025

			Status	Membership						Reports				Finance	LCIF	
Club Number	Club Name	Charter Date	Times in Status Quo in Past 2 Years	Current Member Count **	YTD Members Added	YTD Members Dropped	YTD Net Growth% ***	Member Count 1 Year Ago	Dropped Members Avg.Length of Service	Months Since Membership Update	Current Officers Reported ****	Current President Repeated Term	VP Reported *****	Last Date Reported Service (mm/yyyy)	Account Balance	YTD Donations
3270	FORT QUAPPELLE DISTRICT	09/26/1961	Active	39	7	1	18.18%	39	0	0	Y		N	06/2025		
Exc Award (06/30/2024)																
38260	GAINSBOROUGH & DIST L C	04/28/1980	Active	18	5	2	20.00%	15	27	0	Y			05/2017		
34616	GLEN BAIN	11/29/1977	Active	9	0	0	0.00%	6		8	Y	13		04/2025		
3272	GLENAVON	03/30/1966	Active	12	0	0	0.00%	12		19	N	None		12/2024		
3350	GRAVELBOURG	05/19/1947	Active	9	0	0	0.00%	12		5	Y	12		03/2019		\$181.10
107963	GRENFELL AND DISTRICT	04/02/2010	Active	16	0	0	0.00%	17		3	Y			03/2019		
3351	HARRIS	03/13/1968	Active	25	0	0	0.00%	25		18	Y			06/2024		
31731	HAZLET	02/16/1976	Active	31	0	0	0.00%	31		7	Y	9	R	06/2025		
37775	INDIAN HEAD & DISTRICT	12/10/1979	Active	12	0	0	0.00%	13		10	N	None		06/2020		
95603	KATEPWA & DISTRICT	02/27/2006	Active	35	2	0	6.06%	32		0	Y	2	N	10/2025		
3355	KINCAID	11/10/1958	Active	4	0	0	0.00%	6		5	N	13		03/2019		
3276	KIPLING DISTRICT	10/25/1963	Active	24	1	0	4.35%	23		2	Y		N	12/2024		
3356	LAFLECHE DISTRICT L C	04/25/1966	Active	14	0	0	0.00%	14		7	N	None		12/2018		
3277	LAMPMAN DISTRICT	04/07/1963	Active	20	2	1	5.26%	16	9	0	Y	2		01/2025		
3357	LEADER	12/07/1959	Active	24	2	0	9.09%	19		0	Y		N	11/2025		\$35.00
56922	LEADER RIVER HILLS	05/03/1995	Active	13	0	1	-7.14%	14	1	2	Y		N	09/2024		
3279	LEMBERG DISTRICT L C	03/14/1967	Active	14	0	0	0.00%	15		0	Y	2	R	11/2025		
3358	LOREBURN DISTRICT	04/20/1959	Active	12	0	0	0.00%	12		17	Y	5		12/2024		
3281	LUMSDEN DIST	03/11/1961	Active	33	5	1	13.79%	33	7	0	Y	5	R	06/2025		
3359	MANKOTA DISTRICT	10/23/1963	Active	12	0	0	0.00%	17		5	Y			10/2018		
36549	MANTARIO	02/26/1979	Active	12	0	0	0.00%	12		11	Y	2		11/2025		
3282	MARYFIELD DISTRICT L C	04/01/1968	Active	22	0	0	0.00%	14		5	Y		N	11/2025		\$57.34
Exc Award (06/30/2021)																
3284	MONTMARTRE DIST	02/12/1964	Active	14	0	0	0.00%	12		8	Y			02/2025		
36864	MOOSE JAW EARLY BIRD	04/09/1979	Active	8	0	0	0.00%	5		8	Y	3		01/2025		
108228	MOOSE MOUNTAIN	04/28/2010	Active	10	2	0	25.00%	12		0	Y			05/2025		
3285	NEUDORF	05/03/1971	Active	9	0	0	0.00%	8		5	Y		N	11/2025		\$71.55
3286	OXBOW DISTRICT	04/14/1959	Active	21	0	1	-4.55%	21	3	0	Y		N	08/2025		




# Club Health Assessment for District 5 SKS through November 2025

			Membership							Reports				Finance		LCIF			
Club Number	Club Name	Charter Date	Times in Status Quo in Past 2 Years	Current Member Count **	YTD Members Added	YTD Members Dropped	YTD Net Growth% ***	Member Count 1 Year Ago	Dropped Members Avg.Length of Service	Months Since Membership Update	Current Officers Reported ****	Current President Repeated Term	VP Reported *****	Last Date Reported Service (mm/yyyy)	Account Balance	YTD Donations			
31732	PIAPOT	02/16/1976	Active	28	0	1	-3.45%	31	7	1	N	2	N	09/2025	90+ Days				
45654	PILOT BUTTE & DIST L C	01/27/1986	Active	16	1	0	6.67%	15		1	Y	4	R	11/2025					
31916	QU'APPELLE DISTRICT L C	03/26/1976	Status Quo(2)	11	0	0	0.00%	9		6	N	None		04/2025					
109574	REDVERS AND DISTRICT	11/08/2010	Active	14	0	0	0.00%	14		20	N	None		04/2025					
3290	REGINA 35	10/01/1967	Active	15	0	3	-16.67%	25	4	0	N		N	08/2025					
36681	REGINA BEACH	03/21/1979	Active	41	1	0	2.50%	36		1	Y		N	10/2025					
Exc Award (06/30/2024)																			
3287	REGINA CENTRAL	01/28/1929	Active	6	1	0	20.00%	5		1	Y	7		12/2023					
3288	REGINA LAKESIDE	03/05/1956	Active	32	0	0	0.00%	32		1	Y		IP	11/2025					
43712	RICHMOUND	04/30/1984	Active	17	1	1	0.00%	18	3	2	Y		N	10/2025					
3362	RIVERHURST	11/28/1967	Active	12	0	1	-7.69%	16	6	2	Y		N	03/2020					
3363	ROSETOWN	03/03/1946	Active	15	1	1	0.00%	15	14	1	Y	2		10/2025					
3365	SOVEREIGN	11/15/1967	Active	22	0	0	0.00%	21		4	Y			11/2025					
3296	STOUGHTON	03/28/1967	Active	14	0	0	0.00%	15		7	N			06/2025					
3366	SWIFT CURRENT	12/12/1946	Active	13	0	6	-31.58%	21	7	0	Y	9		11/2023					
34617	TUGASKE	11/09/1977	Active	12	0	0	0.00%	12		0	Y		N	03/2025					
43208	VAL MARIE	12/14/1983	Active	19	0	0	0.00%	19		36	Y	12		09/2017					
3297	WAWOTA DISTRICT L C	04/05/1965	Active	33	0	0	0.00%	32		8	Y			04/2025					
28007	WINDTHORST DISTRICT	02/13/1974	Active	20	0	0	0.00%	20		6	Y	9		02/2025					
3369	WISETON	12/11/1968	Active	16	0	0	0.00%	16		31	N	None		11/2023					
3298	WOLSELEY	03/14/1952	Active	19	0	1	-5.00%	20	8	1	Y		N	04/2025					
Current Total Clubs Count	YTD New Clubs Count	YTD Cancelled Clubs Count	YTD Net Club Gain	Current Total Members Count	YTD Add	YTD Drop	YTD Net Growth	YTD Net Growth %	Member Count 12 Months Ago	Average Member Count Per Club	% of Clubs with less than 20 members	% No Officer Report in 12 Months	% of Clubs with balance 90+ days	Number of Clubs in Status Quo	% Status Quo Clubs in Financial Suspension	Number of Cancelled Clubs	Average Cancelled Club Age	Members Lost Due to Cancellation	% of Clubs Cancelled for Non-Financial Reasons
71	0	0	0	1,344	40	36	4	0.30%	1,366	19	63%	7%	1%	1	100%	0	0	0	0%



## Club Health Assessment for District 5 SKS through November 2025

																
Club Number	Club Name	Charter Date	Status	Membership					Reports				Finance	LCIF		
			Times in Status Quo in Past 2 Years	Current Member Count **	YTD Members Added	YTD Members Dropped	YTD Net Growth% ***	Member Count 1 Year Ago	Dropped Members Avg.Length of Service	Months Since Membership Update	Current Officers Reported ****	Current President Repeated Term	VP Reported *****	Last Date Reported Service (mm/yyyy)	Account Balance	YTD Donations

\* - P - Priority Club. Cancellation Reasons: 1-Objectives/conduct, 2-Non-active club, 5-Non-existing club, 6-Disbanding, 7-Merger, 8-Financial Suspension, 9-District/Multiple District Dues.

\*\* Red denotes below 15 active members.

\*\*\* Red denotes 20% + loss.

\*\*\*\* Y - all 3 (President, Secretary, Treasurer) club officers reported, N - not all 3 reported.

\*\*\*\*\* Abbreviation: N-New, IP-Immediate Past, R-Repeat.